


MALE LEADER UNIFORM INSPECTION SHEET
OFFICIAL PLACEMENT OF INSIGNIA

SHOULDER EPAULETS AND LOOPS



The basic rule is neatness. Conduct uniform inspection with common sense. It is not the purpose of the inspection to embarrass anyone.

Right Sleeve. U.S. flag. Den numeral, if applicable, is worn 2 inches below seam. If appropriate, the most recently earned Quality Unit Award is worn 4 inches below the seam.

Left Sleeve. Council emblem, badge of office, and unit numeral, if applicable. Badge of office centered 4 inches below shoulder seam, but if numeral is worn, it is centered below numeral and touching it. The veteran unit bar (25, 50, 55, 60, 65, 70, 75 or 80 years) is positioned above and touching the unit numeral and also touching council emblem.

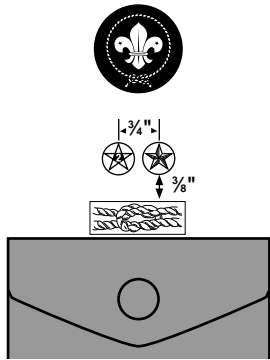
Right Pocket. One jamboree insignia worn above BSA or interpreter strip. Order of the Arrow lodge insignia worn on pocket flap. Temporary insignia worn centered on the pocket. Nameplate is centered above the BSA strip or interpreter strip, if worn. If the Venture or Varsity strip is worn, it is centered above the BSA strip or interpreter strip.

Left Pocket. Service stars and medals. Embroidered knots in rows of three. If a medal or embroidered knot is worn, service stars are raised. Badges of rank are not worn by adults. The World Crest is worn centered horizontally over the left pocket and vertically between the left shoulder seam and the top of the pocket.

Shoulder Epaulets. Colored shoulder loops identify the area of Scouting: blue, Cub Scouting; red, Boy Scouting (including Varsity Scout leaders in a troop); blaze (orange), Varsity Scouting; green, Venturing; silver, council and district; gold, national and regional. A Scouter should wear the color shoulder loop of the position in which he is functioning.



RIGHT POCKET



LEFT POCKET



The Scouting Seal is your guarantee of quality, excellence, and performance.



Position diagram of insignia (see above) on sleeve to guide you on proper placement.

OVER

MALE LEADER UNIFORM INSPECTION SHEET

Attendance. Presence at inspection merits 15 points.
15 pts.

Headgear. Boy Scout leaders wear the olive and red visor cap, or campaign hat. Cub Scout leaders wear the blue and gold visor cap. Webelos leaders wear the blue Webelos visor cap. Varsity Scout leaders wear the blaze visor cap.

Neckwear. Olive leader's tie or Cub Scout or Boy Scout bolo tie with tan shirt. Neckerchief, if applicable, is worn over the turned-under collar or under the open collar. Neckwear is not required with the short-sleeve shirt worn open at the neck.

Shirt. Official long- or short-sleeve tan shirt with appropriate shoulder loops on epaulets.
15 pts.

Belt. Olive web with BSA insignia on brass buckle; or official leather with international-style buckle or buckle of your choice.
5 pts.

Pants/Shorts. Official, olive, pressed; no cuffs.
25 pts.

Socks. Official olive-colored, mid-calf-length socks worn with official shorts or trousers. (Long socks are optional with shorts.)
5 pts.

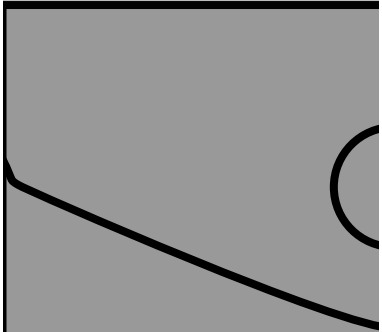
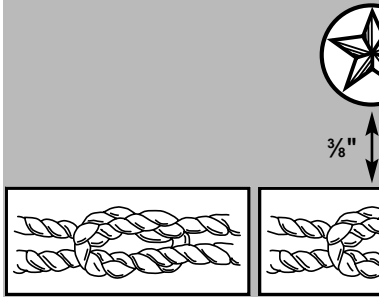
Shoes. Leather or canvas. Neat and clean.
5 pts.

Insignia. Correct placement on left pocket, 5 points; right pocket, 5 points; left sleeve, 5 points; right sleeve, 5 points.
20 pts.

Note: Adults do not wear boys' badges of rank.

For more information about insignia, see *Insignia Guide*, No. 33066B.

UNIFORM POINTS	<input type="checkbox"/>
INSIGNIA POINTS	<input type="checkbox"/>
TOTAL POINTS	<input type="checkbox"/>
PERFECT SCORE 100 POINTS	



Position diagram of insignia (see above) right on pocket to guide you on proper placement.

UNIFORM INSPECTION SCORE

Name _____ Unit & No. _____

Address _____ District _____

Position in unit _____
#34284



34284
2000 BOY SCOUTS OF AMERICA

OUR UNIT INSPECTION WILL BE HELD ON

BRING THIS FORM WITH YOU

OVER